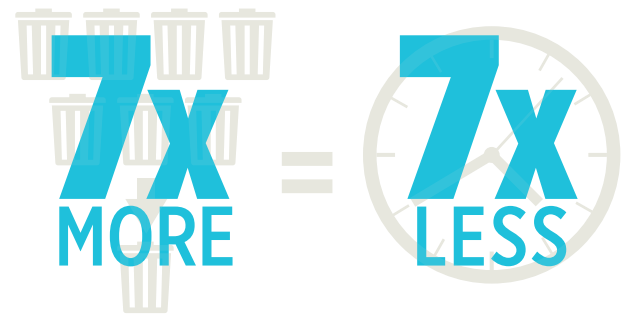


# MEET TOM 1040

Waste Compaction System  
for Public Spaces



TOM saves time, space, and energy, and all of that saves you money. Holding up to seven times more waste than a conventional waste bin and featuring hands-free operation, TOM also keeps your environment tidy and hygienic.



---

### **MORE PRODUCTIVE USE OF TIME**

Less time spent on waste handling, more time devoted to customers and core activities.

---

### **BETTER HYGIENE**

TOM contributes to creating a clean, orderly, and inviting environment. The automatic shutter is completely touch-free.

---

### **VOLUME REDUCTION**

More compaction = fewer trips to the landfill. Less transportation required results in lower transportation costs and reduced CO<sub>2</sub> emissions.

### AUTOMATIC DOOR

The shutter opens automatically, allowing for hands-free operation. Additionally, the shutter can be programmed to stay open during peak times.

### MOTION SENSOR

TOM's motion sensor knows when someone's coming and opens the shutter automatically.

### STATUS INDICATOR

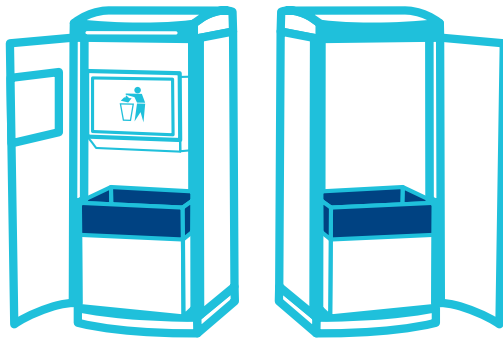
TOM's easy-to-read status indicator always lets you know how things are going.

### ALERT

When TOM is full, it'll let you know so that you can switch out the bag promptly.

### BAG COMPARTMENT

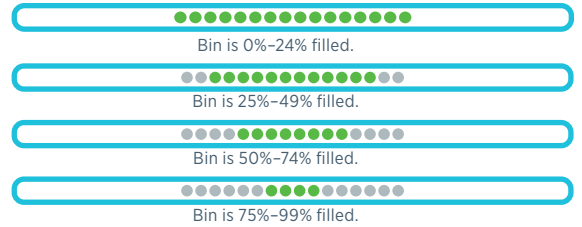
There are two versions of the bag compartment, so you can choose to empty from the front or the back.



### EASY-TO-READ STATUS BAR

It's easy to check TOM's status at a glance.

Green for normal operation and ready to use



and blue for when the bag is full.



When the door is closed and waste is compacting, a yellow light moves back and forth.



### EASY TO WRAP

TOM has a modern and durable finish that works in any environment, but if

you're looking to customize with your brand's colors or design, wrapping is easy!



### SMART, SELF-ADJUSTING SETUP

Thanks to a built-in sensor, TOM can tell when there's a low traffic period (30 minutes or more without anyone approaching). During that time, TOM compresses the trash and keeps it compacted. This allows the trash to begin breaking down and increases the overall amount of waste TOM can hold.

### LOW MAINTENANCE

Because it's built by TOMRA, TOM is designed to be tough, dependable, and easy to maintain.

### QUIET

TOM is easy to see but not hear, operating at just 51 dB or less.

## DIMENSIONS AND SPECIFICATIONS

Dimensions					Utilities	Capacity
Width	Depth	Height	Transport Height	Machine Weight	Power	Compaction Ratio
600 mm	670 mm	1445-1480* mm	1620 mm incl. pallet	112 kg	100-240 V, 50/60 Hz	up to 7:1

\* adjustable feet